


★
SILVER LINE PRESTIGE SCHOOL
(SLPS)

HOLIDAY HOMEWORK
CLASS-PREP 2018-19

Colour the picture



Dear Parent

As the school closes for the summer break. We have planned some worksheets for your child to enhance the learning skills in a fun – filled way. To encourage your child's self – esteem and courage, help your child to discover his/her hidden talents and interests. Guess What? We have decided not to give too much of holiday homework instead of that you can make your ward do lots of revision of the portion covered till now. Parents are requested to make worksheets for the same. Sample worksheets are attached for your reference.

- ❖ **ENGLISH:** Revise all the work done in class. Learn phonics and write (a-z) in notebook (4 times).
- ❖ **HINDI:** Write अ - अः in notebook (4 times).
- ❖ **MATHEMATICS:** Together with mathematics – Do Unit 2 & 3 (Pg 44 to 50).

To keep your child engaged and active, here are a few interesting guidelines for the summer break.

- Take your ward for a morning walk to observe nature.
- Guide your child to greet and welcome guests who visit at your home.
- Instruct your child to turn off lights, fans and taps when not in use.
- Play board games like Ludo, Snakes & Ladders, Chess etc. with your child.
- Guide your ward to arrange books, toys & clothes properly in cupboard.
- Teach your child to have food without spilling.
- Try to converse with your ward in English using small sentences.
- Encourage your child to find alphabets and numbers in newspaper, hoardings, magazines, calendars etc.
- Develop the habit of using 4 Magic words Excuse Me, Sorry, Please and Thank You.
- Teach your ward the use of green and blue dustbin as and when required.
- Teach your child to button/unbutton the shirt.
- Help your ward to wear their shoes and socks.
- Make your child drink plenty of fluids like water, juice & lemonade etc.

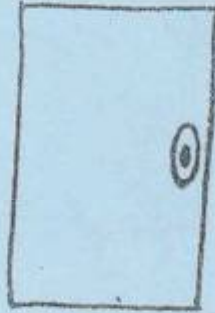
Use these simple sentences in your day to day life:-

- Good Morning!
- How are you?
- I am fine, thank you.
- May I come in?
- May I go to the washroom?
- May I wash my hands?
- May I drink water?
- May I have my lunch?
- May I help you?
- May I fill my water bottle?
- Thank you.
- You are welcome.


Hey kids! Have a happy, happening break!!


Write the first alphabet and colour
the pictures

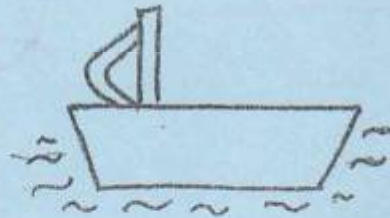






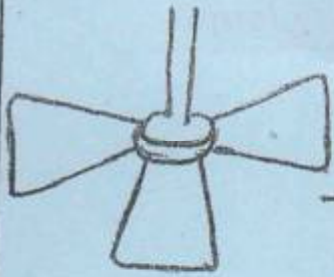

























































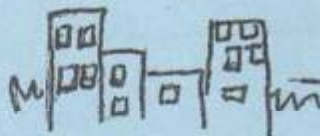











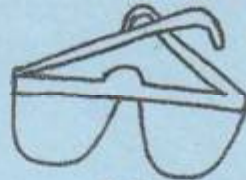


चित्र देखकर पहला अक्षर लिखो :












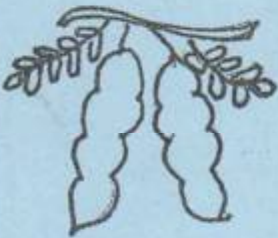




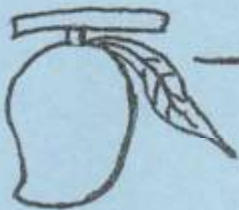





























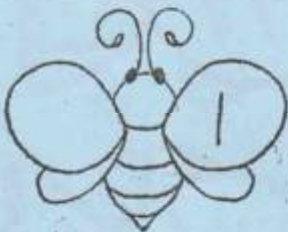














What comes After



Q1. What comes before :-


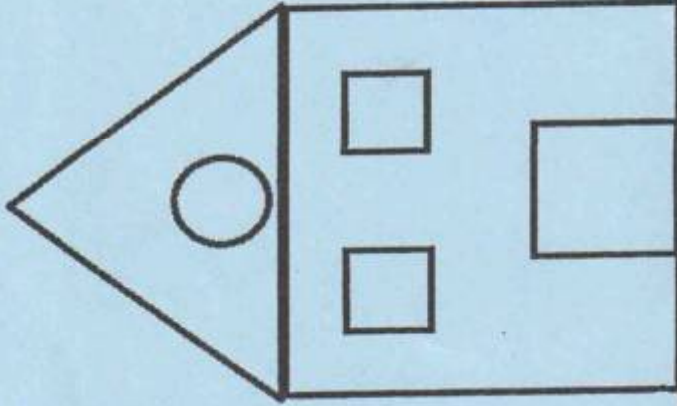



Identify the shapes & colour them according to the given instructions.

○ - Yellow

△ - Green

□ - small - brown
- big - red



Handwritten cursive text, possibly a name or signature, written across the bottom of the page.