

Year 2018-19 is dedicated to Mother Nature.

Holidays are fun, I can enjoy the Sun !!!

It's a time full of joy, I get to buy new toys !!!

Holidays I keep waiting for some

Summer break, here I come..... !



**Happy
Holidays!**

Dear Students,

We know that you love holidays. Holidays don't necessarily mean just rest and play. We are going to engage you with certain responsibilities and help you to enjoy your holidays with fun-filled activities. Here are few interesting and creative activities to keep you going throughout the summer break...

Care for the Environment –

- Water the plants at your home or garden every day.
- Love nature and enjoy its beauty. Daily visit a nearby park to feed the birds.
- Keep a bowl of water outside in the balcony / terrace for the birds to drink, as it is very hot.
- Sow a seed in a small pot, water it regularly and watch it grow.
- Do not pluck flowers and leaves in the park.

Cultivate Manners –

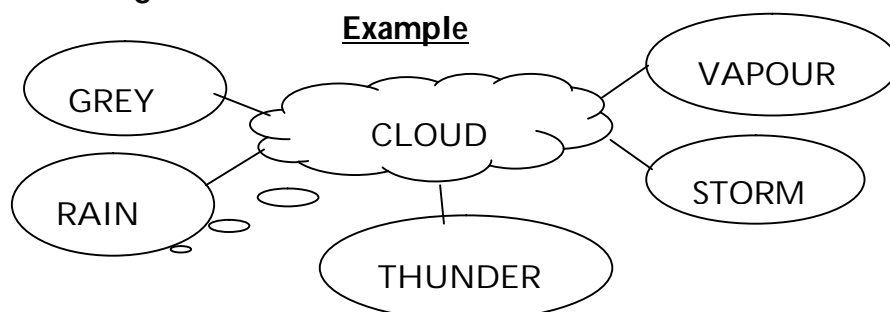
- Always use the four magic words: PLEASE, THANK YOU, EXCUSE ME and SORRY.
- Honesty is the best policy. Be honest.
- Have at least two meals together with your parents.
- Wash your own plates after every meal.
- Be polite and help others.
- Take small bites and eat slowly with your mouth closed.
- Talk softly and don't interrupt.
- Converse in English with your friends and elders and read stories regularly.

PROJECT WORK

ENGLISH

- **Make a cut out of the words given below and write at least 5 words related to it –**

TULIP- BUTTERFLY
DAISY- TORTOISE
PANSY- UMBRELLA
LILY- FLOWER



- Read Unit 3 and 4 from your English reader book. Find out 20 new words and arrange them in alphabetical order in Copy- 1
- Write ten pages of cursive writing in rough copy.

HINDI

- **fgnh l y[k t : j d j s** (1/4 pages in rough copy)
- **eghuk dsuke fgnh eafy [ka o~bu eghuk aeuk; s tkus okys ce[k jk"Vh; ioz o~**
- **/kfeZl R; kjkjka dsfp= fpidk, i o uke fy [ka** (1/4 ivory sheet)

TULIP- tuojh] Qjoh] epl DAISY- vçy]eb] tu

PANSY - t y]kb] vxLr] fl r[çj LILY- vDV[çj] uoçj] fnl çj

MATHS

- Recite tables loudly from 2 to 7 daily. (Straight and Reverse)

EVS

TULIP- Paste paper cut out of green and blue dustbins on ¼ ivory sheet. Write the names of 5 things that can be thrown in these bins.

DAISY- Draw or paste pictures of any 5 Herbs or Shrubs (at least 2 each) on an ¼ ivory sheet and name them.

PANSY- Draw or paste 5 natural sources of water on an ¼ ivory sheet and name them.

LILY- Draw or paste pictures of any 5 Climbers or Trees (at least 2 each) on an ¼ ivory sheet and name them.

- Find out the names of the following in English and Hindi (5 each), label and display them in small pouches on an ¼ ivory sheet:-

Tulip – Grains

Daisy – Seeds

Pansy – Pulses

Lily – Spices

ART

- Make a poster on the given topics
(1) My green planet (on an A3 sheet). (2) Stippling art (on an A4 sheet) .

Note: Collect the old boxes to make an article in school during Green Week Class Activity(Explore ideas yourself).

FEW SUGGESTIONS FOR PARENTS

- India is a country of rich cultural heritage, so take them on a visit to historical places and museums like Red Fort, Jantar Mantar, Rail Museum, National Science Museum etc to feel pride about 'Being An Indian'.
- Make your ward aware of keeping their surroundings clean as they have to play a major role in 'Swachh Bharat Abhiyaan'.
- Plant a tree to live tomorrow is the motto of our GCG Project, so let your child also join hands for a greener, cleaner and healthier earth by planting at least one sapling in your locality.

Kindly Note:

- **No. of Worksheet attached-3**
- **Schedule for submission of holiday homework:-**
Tulip: 4th July 2018 Daisy: 6th July 2018 Pansy: 11th July 2018 Lily: 13th July 2018
- Please do not send the holiday homework on the first day of the school after vacations.

WE WISH YOU WONDERFUL HOLIDAYS

CLASS II MATHS WORKSHEET

Name _____ Sec. _____ Roll No. _____ Date _____

1. Circle the numbers and letters made up of straight lines and cross out the ones made up of curved lines.

Z T 3 O K 4 9 7 A I X

2. Take A4 sheet and make the dots like shown in the pattern at equal distance. Join the dots with curved or straight lines and make your own design.



3. a) I am a number between 40 and 50. Half of me is 22. Who am I? _____

- b) Make five pairs of different numbers whose total comes to 10. Eg. $6+4=10$

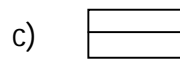
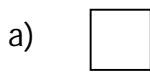
_____, _____, _____, _____, _____.

- c) How many numbers can you make by using the digits 2, 5 and 3. Don't repeat any digit. _____, _____, _____, _____, _____, _____.

- d) Circle the numbers where place-value of 5 is more than 50.

356, 825, 520, 1500, 735

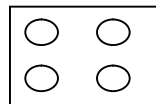
- e) Which shape is $\frac{1}{2}$ shaded?



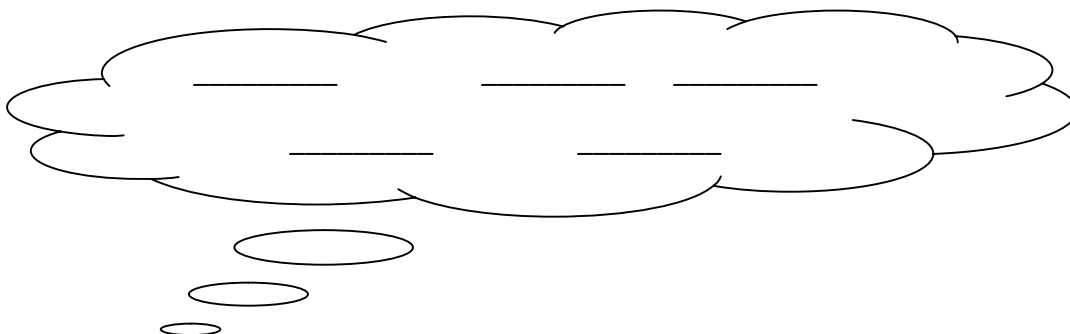
- f) Show 11:00 on this clock face.



- g) Shade half of this set.



4. Collect the last 3 numbers of different number plates of any vehicle and write it in the cloud.



Write the following by taking these numbers:

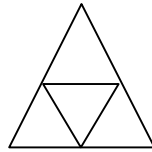
- 1) The greatest number _____ (2) The smallest number _____
- 3) Number names of greatest number _____
smallest number _____
- 2) Expanded form of any two numbers _____

- 3) Even number (if any) _____ (4) odd number (if any) _____

5. Count on in 3. Write the numbers

12	15			24		
----	----	--	--	----	--	--

6. These are _____ triangles.

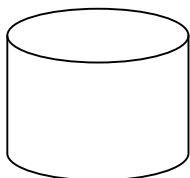


7. Solve the table puzzle:-


2	x	3	=	_____	+	5	=	_____
x								+
4	x	7	=	_____	-	10	=	_____
x				-				=
3				6				_____
=				=				
_____				_____				
_____				_____				

8. Find the Odd, Even and Roman Numbers and put them in respective pots.

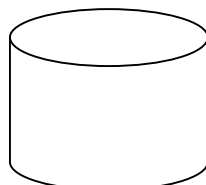
22, 8, 9, 5, IV, X, 17, 60, II, VIII



Roman Numbers



Even Numbers



Odd Numbers

CLASS II ENGLISH WORKSHEET

Name : _____ Sec : _____ Roll No. _____ Date : _____

I. Pick out the rhyming words from the boxes and write down below in the space given -

bright	bunch	hair	down	lunch	light
	town	sink		dream	pink
	cream			fair	

Take a word from each box and write the one that rhymes with it, in the blanks given below:-

- | | |
|--------------------|--------------------|
| 1. _____ and _____ | 4. _____ and _____ |
| 2. _____ and _____ | 5. _____ and _____ |
| 3. _____ and _____ | 6. _____ and _____ |

II. Remove the extra letter from each word to make it meaningful and rewrite it below:-


Lesft	Anipmal	Kitchaen
_____	_____	_____
Floewers	Schmool	
_____	_____	

III. Add the letter given in the bracket , to the letters in the rectangle to make meaningful words. Remember, the letter could be used in the beginning, end or in between too.

<table border="1" style="width: 100%; border-collapse: collapse; text-align: center;"> <tr> <td style="padding: 5px;">watc</td> <td style="padding: 5px;">sape</td> <td style="padding: 5px;">cair</td> </tr> <tr> <td style="padding: 5px;">_____</td> <td style="padding: 5px;">_____</td> <td style="padding: 5px;">_____</td> </tr> <tr> <td></td> <td style="padding: 5px;">(h)</td> <td></td> </tr> <tr> <td></td> <td style="padding: 5px;">ole</td> <td></td> </tr> <tr> <td></td> <td style="padding: 5px;">_____</td> <td></td> </tr> </table>	watc	sape	cair	_____	_____	_____		(h)			ole			_____		<table border="1" style="width: 100%; border-collapse: collapse; text-align: center;"> <tr> <td style="padding: 5px;">enine</td> <td style="padding: 5px;">reen</td> <td style="padding: 5px;">buildin</td> </tr> <tr> <td style="padding: 5px;">_____</td> <td style="padding: 5px;">_____</td> <td style="padding: 5px;">_____</td> </tr> <tr> <td></td> <td style="padding: 5px;">(g)</td> <td></td> </tr> <tr> <td></td> <td style="padding: 5px;">lauh</td> <td></td> </tr> <tr> <td></td> <td style="padding: 5px;">_____</td> <td></td> </tr> </table>	enine	reen	buildin	_____	_____	_____		(g)			lauh			_____	
watc	sape	cair																													
_____	_____	_____																													
	(h)																														
	ole																														

enine	reen	buildin																													
_____	_____	_____																													
	(g)																														
	lauh																														

IV.



Given below are 10 sentences. Pick out 5 and write below, which describe the lion:-

Column A	
<ul style="list-style-type: none">• It has colourful feathers.• It is the king of animals.• It has a mane.• It dances in the rain.• It is a beautiful bird.	<ul style="list-style-type: none">• It roars.• It swims in the water.• Its young one is called a cub.• It eats worms and snakes.• It eats other animals.

V. Make as many three letter words by combining one vowel and two consonants in the box given below. You can use colour pencils to write. Eg:- SET

_____	_____	_____	_____	_____	_____
_____	_____	_____	_____	_____	_____

VI. Make as many words using the letters in the box. You can use a letter more than once.

s n f e d
a r b l

_____	_____	_____	_____	_____	_____
_____	_____	_____	_____	_____	_____